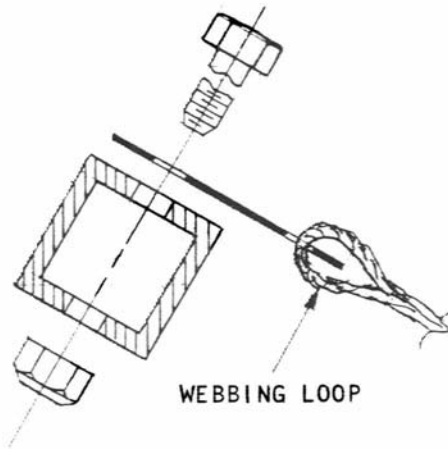




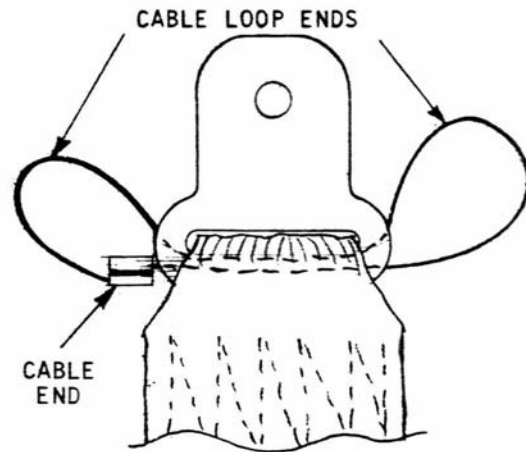
# SAFETY CABLE INSTALLATION FOR USE ON HORIZONTAL TANK STRAPS

**RAVEN**<sup>®</sup>  
industries, inc.



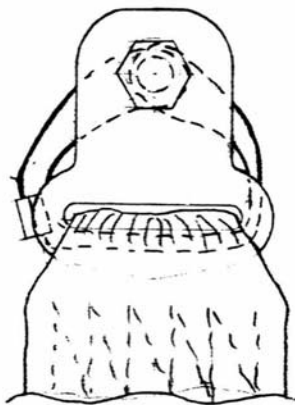
## STEP 1:

DISCONNECT TANK STRAP FITTING  
FROM FRAME.



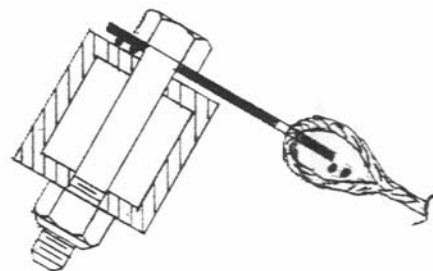
## STEP

PUSH SAFETY CABLE THROUGH WEB-  
BING LOOP. LOCATE CABLE END  
AS SHOWN. (THIS WAY IT WILL  
NOT INTERFERE.)



## STEP 3:

INSERT BOLT THROUGH FITTING  
HOLE AND CABLE LOOP ENDS.



## STEP

REASSEMBLE TO FRAME AND  
TIGHTEN.

